

Power School Login Information

Parents will be able to log into PowerSchool and access all of their children's information.

1. Open your web browser and go to : <http://24.213.56.203/public> This will bring you to the main login screen for PowerSchool.
2. **If you are a first time user, you must obtain the username and password supplied by the office in order to create an account. If you are logging into PowerSchool for the first time please scroll down to where it says:**

Create an Account

Create a parent/guardian account that allows you to view all of your students with one login account. You can also manage your account preferences. [Learn more.](#)

[Create Account](#)

The following screen will appear. Fill in each field and don't forget this information as the office cannot see this information. They can only reset it.

PowerSchool








Create Parent/Guardian Account

First Name	<input type="text"/>
Last Name	<input type="text"/>
Email	<input type="text"/>
Desired User Name	<input type="text"/>
Password	<input type="password"/>
Re-enter Password	<input type="password"/>

Next you will need to enter the name of your student, access ID and password which were supplied by the office. You can enter up to 7 students at a time.

Link Students to Account

Enter the Access ID, Access Password, and Relationship for each student you wish to add to your Parent/Guardian Account

	Student Name	Access ID	Access Password	Relationship
1.	<input type="text"/>	<input type="text"/>	<input type="text"/>	-- Choose 
2.	<input type="text"/>	<input type="text"/>	<input type="text"/>	-- Choose 
3.	<input type="text"/>	<input type="text"/>	<input type="text"/>	-- Choose 
4.	<input type="text"/>	<input type="text"/>	<input type="text"/>	-- Choose 
5.	<input type="text"/>	<input type="text"/>	<input type="text"/>	-- Choose 
6.	<input type="text"/>	<input type="text"/>	<input type="text"/>	-- Choose 
7.	<input type="text"/>	<input type="text"/>	<input type="text"/>	-- Choose 

enter

Once you are done you can now log into your PowerSchool account to view your student's information!

3. If you are a returning parent you will be able to login at the main page using the username and password that you set up.